

Step-by-Step Guide to Getting Verified Skrill Accounts (2025) | Trusted Sellers



The graphic is a promotional banner for buying verified Skrill accounts. It features a dark blue background on the left and a yellow background on the right. On the left, the text "Buy Verified Skrill Accounts" is written in large, bold, light blue letters. Below this, there is a yellow banner with "BEST OFFER", a red banner with "MEGA SALE", and a yellow banner with "50% OFF". At the bottom left, there is a yellow button with "JOIN NOW" and a downward arrow, followed by Telegram and WhatsApp icons with the handle "@usaccountbuzz" and the phone number "+1(646)271-6617". On the right, there is a large purple circle with the "Skrill" logo in white. Above this circle is a shield icon with the text "USACCOUNTBUZZ". Below the circle is a smaller purple circle with the "Skrill" logo. At the bottom right, there is a yellow banner with "ORDER NOW".

In 2025, Skrill remains one of the most popular digital wallets for secure money transfers, crypto trading, gambling payments, and international business transactions. However, verifying a Skrill account is essential for lifting account limits, unlocking crypto features, and preventing holds or bans.

But for many users — especially those in high-risk or restricted regions — getting a verified Skrill account isn't easy. That's why in this guide, we break down [how to get a verified Skrill account step by step](#), what documents are required, and how to find **100% trusted sellers** offering pre-verified Skrill accounts safely in 2025.

24/7 Customer Support

Email: support@usaccountbuzz.com

WhatsApp: +1(646)271-6617 **Telegram:** @usaccountbuzz

What Is a Verified Skrill Account?

A **verified Skrill account** is a personal or business wallet that has completed full identity verification and is allowed to:

- Send and receive unlimited funds
- Use the Skrill crypto trading feature
- Access full fiat and digital currency conversion
- Connect to gambling or betting sites
- Receive business payments or affiliate commissions






Unverified accounts are limited in both usage and monthly volume. That's why **verification is mandatory** if you plan to use Skrill professionally or with high volumes.

Why Verification Is So Important in 2025

Due to tighter financial regulations, Skrill now follows **enhanced KYC (Know Your Customer)** and **AML (Anti-Money Laundering)** rules.

Here's why it matters:

ReasonDetails

- | | | |
|--|----------------|--|
|  | Prevents fraud | Skrill verifies identity to stop stolen accounts or fake users |
|  | Higher limits | Verified accounts can send/receive more money |
|  | Crypto access | You can't buy/sell crypto without full verification |
|  | Prevent holds | Non-verified accounts face high risk of freezing or closure |
|  | Gambling use | Casinos require full KYC-verified wallets |

Step-by-Step: How to Verify a Skrill Account (Manual Method)

If you're applying **directly on Skrill.com**, here's the official process:

Step 1: Register Your Skrill Account

- Enter your real name, email, and create a strong password.
- Set your preferred currency carefully (can't be changed later).

Step 2: Fill in Full Personal Details

- Date of birth
- Residential address
- Country of residence
- Phone number (used for OTP)

Step 3: Verify Your Email & Phone

- Skrill sends you a confirmation email and OTP to verify both.

Step 4: Upload Identity Document

Choose one of the following:

- **Passport**
- **National ID card (both sides)**
- **Driver's license**

Must be a clear image, no blurs or shadows, and match your registered details.

Step 5: Upload Proof of Address

Options include:

- Utility bill (gas, electric, water)
- Bank statement
- Tax bill

Must show your full name, address, and be less than 3 months old.

Step 6: Take a Live Selfie or Video

Skrill now uses **biometric verification**. You'll be asked to:

- Record a selfie or video through your webcam
- Match your facial features to your ID

Step 7: Link a Bank or Card

To unlock full sending/receiving features, add:

- A debit/credit card
- A bank account (IBAN or routing number)






Step 8: Wait for Approval

Verification takes 6–48 hours. Once approved, you'll receive an email notification, and your dashboard will show **“Verified” status**.



Challenges Many Users Face with Skrill Verification

ProblemDescription

 Unsupported country	Skrill doesn't support countries like Afghanistan, Iran, North Korea, etc.
 Document mismatch	Address or name doesn't match ID
 Low-quality images	Blurry or cropped documents cause rejection
 IP location mismatch	Using VPN from another country can trigger red flags
 Suspicious transactions	Instant ban or account freezing



Alternative: Buying a Verified Skrill Account from a Trusted Seller

For users who:

- Don't want to go through the verification process
- Come from unsupported countries
- Have been rejected multiple times

Buying a pre-verified Skrill account from a trusted seller is the fastest and safest method.

🎯 What Is a Verified Skrill Account for Sale?

A **ready-made Skrill account** that includes:

- Verified identity (ID, address)
- Email access
- Sometimes linked card or bank (optional)
- Country-specific (EU, UK, US, etc.)







These accounts are usually created using:

- Real person's ID with permission (nominee)
- Clean browser fingerprint and location
- Matching IP address



What Comes With a Verified Skrill Account (2025)?

FeatureIncluded

 Email access	Yes (can change password)
 Fully KYC verified	Yes (ID + selfie passed)
 Address verified	Yes
 Bank/card linked	Sometimes included
 Ready to send/receive	Yes
 Instructions included	Yes (safe use guide)

✅ How to Choose a 100% Trusted Seller for Skrill Accounts (2025)

To avoid scams, follow these tips:

✅ What to Check Before Buying:

- Do they offer **escrow** or hold-payment service?
- Are the reviews or testimonials real?
- Can they show **proof of previous deliveries**?
- Do they offer **login demo or screenshots**?
- Do they let you change the email/password after delivery?

🚫 Red Flags (Avoid These Sellers):

Red Flag Why to Avoid

- 💰 Super cheap offers (\$30–\$50) Often fake or recycled accounts
- ❌ No delivery guarantee May scam or ghost you
- 🚫 Refuse to use escrow Risk of non-delivery
- 🗉 No proof of verification Likely unverified or stolen account

🔄 Step-by-Step: How to Buy a Skrill Account Safely from a Trusted Seller

1. **Contact seller on Telegram/Forum**
2. Ask for **available country options** (e.g. EU, UK, US)
3. Confirm **account status** (verified, clean, unused)
4. Use **Escrow service** (e.g., BHW Escrow or forum middleman)
5. Send payment via crypto or stablecoin
6. Receive:
 - Skrill email + password
 - Backup email (if needed)
 - Instructions to change login
 - Any ID/profile data (for future re-verification)
7. Test account, change credentials, and **add your own bank/card**

🔑 How to Use the Purchased Account Safely

To avoid bans, follow these operational safety tips:

ActionTip

- 🌐 Use matching IP Use residential VPN or proxy from same country
- 🔄 Don't switch devices oftenKeep login device consistent
- 🛒 Don't receive large payments fastStart with small transactions
- 🔧 Don't change too much at once Modify account details slowly
- ✉️ Keep backup email access In case of future re-verification

💰 Average Price for Verified Skrill Accounts (2025)

TypePrice Range

EU or UK personal account \$150 – \$250

US verified account \$200 – \$300

Business Skrill account \$300 – \$500

Account + card bundle \$250 – \$400

Prices depend on seller reputation, account quality, and added features.

? FAQ: Buying Verified Skrill Accounts

Q: Is it legal to buy a Skrill account?

A: It depends on your local laws. Using someone else's identity without permission is illegal. But many sellers use nominee IDs with legal arrangements.

Q: Will Skrill ban the account?

A: If you use matching IP, avoid suspicious activity, and follow proper usage — the risk is minimal.

Q: Can I change account details?

A: Most sellers allow changing email, phone, and sometimes even ID if re-verification is needed.

Q: Can I use it for crypto trading or gambling?

A: Yes — as long as it's fully verified and from a country that supports those features.

! Warning: Common Skrill Buying Scams to Avoid

Scam TypeHow to Avoid

Fake verified accounts Ask for verification screenshot or live demo

Ghost delivery Use trusted middleman or escrow

Recycled accounts Ask for new, fresh account only

Fake testimonials Cross-check seller's profile history

Unrealistic prices If it's too cheap, it's probably fake

🧠 Final Tips Before You Buy a Skrill Account in 2025

1. Choose a **trusted seller** with real history and reviews.
2. Always use **escrow or partial payment** first.
3. Avoid using the account for fraud, scam, or black-hat activities.
4. Stick to verified usage (crypto, gaming, payments).
5. Never use VPNs from unsupported regions (e.g. Iran, Syria).

✅ Conclusion: Get Your Verified Skrill Account Safely in 2025

In 2025, the safest ways to get a verified Skrill account include:

MethodBest ForRisk Level

✅ Manual Verification Residents in supported countries Very Low

✅ Trusted Seller (Telegram) Instant access, unsupported regions Medium

✅ Business Partner Setup Long-term operations Low

✅ Use of Nominee Setup Agencies & entrepreneurs Low–Medium

With the right knowledge and approach, you can **secure a trusted, [fully verified Skrill account](#)** that works for crypto, payments, gambling, and beyond — without worrying about bans or limits.